

Ω OMEGA DIESEL ENGINE



**Agricultural Irrigation,
Threshers, Flour Mill,
Corn Mill, Generating sets,
Oil Mill, Saw Mill,
Crusher, Air Compressor,
Concrete mixer and
other various
Industrial uses.**





6 H.P.



8 H.P.



10 H.P.




20/2 H.P.

SLOW SPEED ENGINE


TECHNICAL DATA FOR SLOW SPEED DIESEL ENGINE

No.	Particulars		6/1	8/1	10/1	12/1	14/1	12/2	16/2	20/2
1.	Rated Horse Power	B.H.P.	6	8	10	12	14	12	16	20
2.	Maximum Gross Power	B.H.P./kw	6/4.4	8/5.9	10/7.35	12/8.8	14/10.30	12/8.8	16/11.8	20/14.7
3.	Rated Speed	RPM	650	850	1000	1000	1000	650	850	1000
4.	Cylinder Position		Vertical	Vertical	Vertical	Vertical	Vertical	Vertical	Vertical	Vertical
5.	No. of Cylinder		One	One	One	One	One	Two	Two	Two
6.	Cyl. Bore & Stroke	Inch	4 1/2 x 5 1/2	4 1/2 x 5 1/2	4 3/4 x 5 1/2	5 x 5 1/2	5 x 5 1/2	4 1/2 x 5 1/2	4 1/2 x 5 1/2	4 3/4 x 5 1/2
		mm	114.3 x 139.7	114.3 x 139.7	120 x 139.7	127 x 139.7	127 x 139.7	114.3 x 139.7	114.3 x 139.7	120 x 139.7
7.	Flywheel Dimension	Inch	23 5/8 x 3 1/2	23 5/8 x 3 1/2	20 1/4 x 3 3/4	23 5/8 x 3 1/2	25 x 4 1/2	23 5/8 x 3 1/2	23 5/8 x 3 1/2	20 1/4 x 3 3/4
	& Face	mm	600 x 89	600 x 89	514 x 95	600 x 89	635 x 114	600 x 89	600 x 89	514 x 95
8.	Foundation Stud Hole	Inch	13 x 13	13 x 13	13 x 13	13 x 13	13 x 13	15 x 22	15 x 22	15 x 22
	Centre Distance	mm	330 x 330	330 x 330	330 x 330	330 x 330	330 x 330	381 x 559	381 x 559	381 x 559
9.	Crankshaft Centre	Inch	12 1/2	12 1/2	12 1/2	13 1/2	13 1/2	9 3/4	9 3/4	9 3/4
	Distance from Base	mm	318	318	318	343	343	248	248	248
10.	Engine Total Height	Inch	40	40	40	40	40	38	38	38
		mm	1016	1016	1016	1016	1016	965	965	965
11.	Fuel Oil Tank Capacity	Litrer	8	8	10	10	12	12	12	12
12.	Lub. Oil Cap. in Chamber	Litrer	5	5	5	5	5	7.5	7.5	7.5
13.	Overall Height	cms.	120	120	120	122	122	140	140	140
14.	Engine Nett Weight	kgs.	280	290	310	310	340	475	485	545
15.	Gross Weight	kgs.	380	390	410	425	455	615	625	645
16.	Size of Wooden Case	cms.	88 x 64 x 108	88 x 64 x 108	88 x 64 x 108	94 x 70 x 104	94 x 70 x 104	136 x 71 x 110	136 x 71 x 110	136 x 71 x 110
17.	Volume / Case	m3	0.608	0.608	0.608	0.69	0.69	1.06	1.06	1.06

As Continuous improvement are contemplated the illustration, discription & specification are not binding



Type: 4"x4" SDV
(Side Delivery Vee Pulley)



Type: 3"x3" SDF
(Side Delivery Flat Pulley)



Type: 3"x3" CDLF
(Centre Delivery Loose Fast Pulley)



Type: 3"x3" CDF
(Centre Delivery Flat Pulley)



Type: 6"x6" SDF
(Side Delivery Flat Pulley)




Type: 8"x8" SDV
(Side Delivery Vee Pulley)

CENTRIFUGAL PUMPS CHARACTERISTIC DATA

Size in mm.	Size in inch	Speed rpm	Prime Mover kw/hp	Discharge in LPS	Total Head in Meter																	
					10	11	12	13	14	15	16	17	18	19	20	21	22	23	24	25	26	
65 x 50	2 1/2 x 2	1450	5.9 / 8					17		15								19	18	17.5	16	13.5
65 x 65	2 1/2 x 2 1/2	1450	5.9 / 8															19.5	19	18	17	14.5
80 x 65	3 x 2 1/2	1450	5.9 / 8								22.5	21	18.5	17	10	8						
80 x 80	3 x 3	1450	5.9 / 8								23	21.5	20	18	11							
100 x 80	4 x 3	1450	7.35 / 10					38	36.5	34.5	33.5	32.5	28.5	21	13							
100 x 100	4 x 4	1450	7.35 / 10					40	38	36	34.5	32.5	31	23	14							
125 x 100	5 x 4	1450	8.8 / 12		56	56	49	45	41	37	30	23										
125 x 125	5 x 5	1450	7.35 / 10		50	47	40	37	32	27	18											
150 x 125	6 x 5	1450	8.8 / 12		57	54	50	46.5	42	38	31	22										
150 x 150	6 x 6	1450	10.3 / 14		62	58	54	51	47	44	38	31	22									
200 X 200	8 X 8	1450	29.4/40				108				100				81		76				50	

NOTE :CD- CENTRAL DELIVERY TYPE, SD- SIDE DELIVERY TYPE




DANISH MILL



6 H.P. PUMPING SET



1A CORN MILL



2A CORN MILL WITH ENGINE



Manufacturers & Exporters :

H. J. Exports

334, G.I.D.C. AJI INDUSTRIAL, ESTATE, PHASE II,

Rajkot 360 002 (India)

PHONE : +91-281-2384434

FAX : +91-281-2227573

EMAIL : info@hjexports.com

WEB : www. hjexports.com